

CEILING FAN SINGLE & DUAL VERSIONS

CFC SERIES

The CFC series is a range of metallized polyester film capacitors designed expressly for ceiling fan use. They are a self-healing flat capacitor winding with polyester film dielectric. They are mounted in a flame retardant plastic case with an epoxy resin end-seal. The CFC series are also used in other electric fans and in fluorescent lamps.

The NTE CFC series is available in 2 wire (single) and 3 wire (dual) capacitor versions.

FEATURES:

- Small size/light weight
- High Insulation resistance
- Small dissipation factor

RATINGS

Capacitance Range:

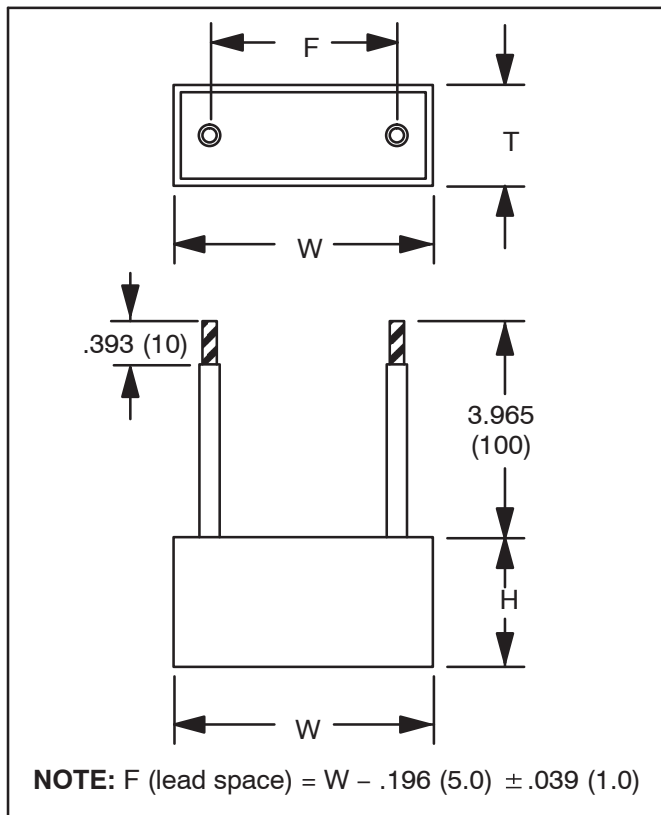
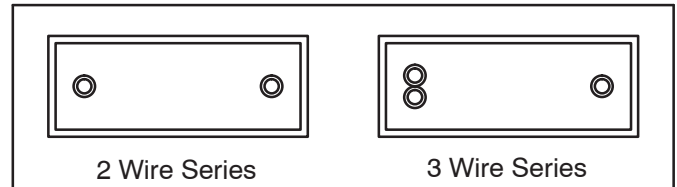

2 wire 125/250VAC – 1 μ fd to 10 μ fd
 3 wire 125/250VAC – 1/2 μ fd to 6/14 μ fd

PERFORMANCE SPECIFICATIONS

Operating Temperature Range: -25°C to +70°C

Insulation Resistance (at 20°C):

Between Terminals: $\geq 1000M\Omega$
 Between Terminals and Case: $\geq 2000M\Omega$



2 WIRE SERIES

NTE Type No.	Cap μ f	Case Dimensions – inch (mm)		
		W	H	T
CFC-1	1.0	1.260 (32)	.826 (21)	.413 (10.5)
CFC-2	2.0	1.260 (32)	.826 (21)	.413 (10.5)
NEW CFC-2.5	2.5	1.260 (32)	.945 (24)	.512 (13)
CFC-3	3.0	1.260 (32)	.905 (23)	.512 (13)
NEW CFC3.5	3.5	1.496 (38)	.905 (23)	.512 (13)
NEW CFC-3.75	3.75	1.496 (38)	.905 (23)	.512 (13)
CFC-4	4.0	1.535 (39)	.905 (23)	.512 (13)
NEW CFC-4.5	4.5	1.496 (38)	.945 (24)	.590 (15)
NEW CFC-4.75	4.75	1.496 (38)	.945 (24)	.590 (15)
CFC-5	5.0	1.535 (39)	.945 (24)	.590 (15)
CFC-6	6.0	1.535 (39)	1.020 (26)	.669 (17)
NEW CFC-7	7.0	1.496 (38)	1.142 (29)	.748 (19)
NEW CFC-8	8.0	1.496 (38)	1.142 (29)	.748 (19)
NEW CFC-10	10.0	1.496 (38)	1.260 (32)	.886 (22)

3 WIRE SERIES

NTE Type No.	Cap μ f	Case Dimensions – inch (mm)		
		W	H	T
NEW CFC-1/2	1.0/2.0	1.496 (38)	1.024 (36)	.669 (17)
NEW CFC-1.2/2.3	1.2/2.3	1.496 (38)	1.141 (29)	.748 (19)
NEW CFC-1.25/2.3	1.25/2.3	1.496 (38)	1.141 (29)	.748 (19)
NEW CFC-1.3/2.7	1.3/2.7	1.496 (38)	1.141 (29)	.748 (19)
NEW CFC-1.5/2.5	1.5/2.5	1.496 (38)	1.141 (29)	.748 (19)
CFC-2/4	2.0/4.0	1.535 (39)	1.141 (29)	.748 (19)
NEW CFC-2/4.5	2.0/4.5	1.496 (38)	1.141 (29)	.748 (19)
CFC-2/5.5	2.0/5.5	1.978 (50)	1.180 (30)	.787 (20)
NEW CFC-3/1.5	3.0/1.5	1.496 (38)	1.141 (29)	.748 (19)
NEW CFC-3/6	3.0/6.0	1.496 (38)	1.258 (32)	.866 (22)
CFC-3/6.5	3.0/6.5	2.017 (51)	1.258 (32)	.866 (22)
CFC-3.5/1.5	3.5/1.5	1.535 (39)	1.141 (29)	.748 (19)
NEW CFC-5/6	5.0/6.0	1.969 (50)	1.258 (32)	.866 (22)
CFC-5/8.2	5.0/8.2	2.017 (51)	1.574 (40)	1.180 (30)
NEW CFC-5/8.5	5.0/8.5	1.969 (50)	1.496 (38)	1.102 (28)
NEW CFC-6/14	6.0/14	2.017 (51)	1.574 (40)	1.180 (30)